



A Donaldson Company

A WORLD LEADER IN FUME EXTRACTION TECHNOLOGY

V 4000

ELECTRONICS

Last Updated on 14.04.2021



High airflow fume extraction system for reflow ovens, wave solder machines and conformal coating systems.

BOFA's V 4000 volume extraction units have the capacity to be used on all manufacturers of automated soldering systems such as reflow ovens.

Large filter capacity and vast carbon filters ensure long filter life and optimum extraction even when lead free solder is used.

Adjustable and regulated air flow control ensures consistent temperatures within the solder machine / reflow oven, throughout the life of the filters.

Easily accessible filters are accommodated by the uniquely styled gas spring assisted 'gull winged' doors, which allow for maximum space and ease when changing filters.

Unit interfaces such as stop/start and system failure are available as options.

Technology



HEPA filter



Automatic flow control (AFC) technology



Advanced carbon filter (ACF) technology



Multi voltage sensing (MVS) unit



ProTECT service plan



SureCHECK quality standard

Key features of the V 4000

Blower with high airflow
Standard

Filter condition display
Standard

Unique gas spring assisted 'gull winged' doors for filter access
Standard

VOC gas sensor (Volatile Organic Compound)
Optional

Remote stop / start interface
Optional

Long life filters with low replacement costs
Standard

Built in silencing
Standard

Automatic flow control system
Standard

DeepPleat pre-filter
Optional

Filter change / system fail signal
Optional

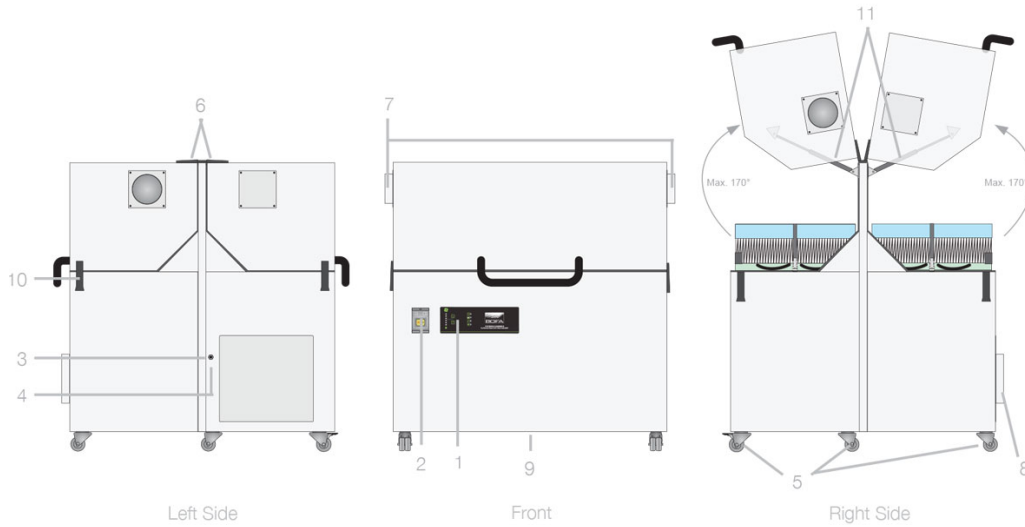
Contact BOFA at <https://bofainternational.com/en/contact/>

<https://bofainternational.com/en/portal/datasheets/v-4000/>

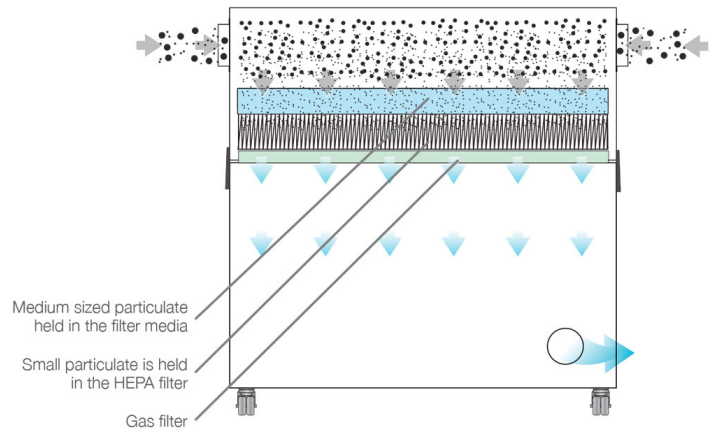



Technical specification

- | | | | |
|--|--------------------|-------------------------------------|---------------------------|
| 1. Unit / filter condition display - automatic flow control | 2. On / off switch | 3. Signal / interface cable | 4. Power cable |
| 5. Castors | 6. Door hinge | 7. Hose inlet connection - 150mm | 8. Exhaust outlet - 250mm |
| 9. Motor cooling inlet | 10. Door latch | 11. Gas springs | |



Airflow through filters



Technical data

| | EU | US |
|----------------------|--|--|
| Dimensions (HxWxD) | 1475 x 1450 x 1500mm | 58 x 57 x 59" |
| Cabinet construction | Powder coated mild steel | Powder coated mild steel |
| Airflow / pressure | 4000m ³ /hr / 30mbar | 2354cfm / 30mbar |
| Electrical data | 207V - 253V Δ / Three-phase 3~ / 50Hz / 4kw / 13.5A 360V - 440V Y / 3Ph / 50Hz / 4kw / 7.8A | 238V - 290V Δ / Three-phase 3~ / 60Hz / 4.0kw / 7.0A 415V - 505V Y / 3Ph / 60Hz / 4.0kw / 12.1A |
| Noise level | < 65dBA (at typical operating speed) | < 65dBA (at typical operating speed) |
| Weight | 460kgs | 1014lbs |
| Approvals | UKCA and CE | UKCA and CE |

Combined filter specifications

| | |
|-------------------------|---|
| HEPA filter media | Borosilicate |
| HEPA media construction | Maxi pleat construction with glue bead spacers |
| HEPA filter media area | 49.5m ² x 2 = 99m ² |
| Filter efficiency | 99.997% @ 0.3 microns |
| Gas filter | Treated Activated Carbon (35kg x 2) (77lbs x 2) |

DeepPleat pre-filter specifications

| | |
|---------------------------|---|
| Surface media area | 3m ² approx (32.28 ft ²) |
| Filter media | Borosilicate |
| Filter media construction | Folded pleat |
| Filter housing | Card case |
| Filter efficiency | 96% @ 2 microns |

Part numbers

| Model | Part no. | 24V stop / start | Filter change / system failure signal | VOC monitoring |
|-------------------------|----------|------------------|---------------------------------------|----------------|
| V 4000 Powder coated | E1843A | A2001 | A2002 | A2003 |

Replacement filters part numbers

| Model | Pre-filter | HEPA filter | Gas filter |
|--------|------------|-------------|------------|
| V 4000 | A1030183 | A1030184 | A1030185 |

Other languages

V 4000
[French](#)

Datasheet correct at time of publishing.

Where applicable, the carbon used in BOFA units is capable of removing a wide range of VOC's, however it is the responsibility of the user to ensure the carbon is suitable for their application. For specific applications, please contact us for details.

Think before you print! Please consider the environment before printing this document.

